



A Fresh Look at...

Multi-Strategy Alternatives

Portfolio Solutions Group | January 2024

Why Now?

Stock markets rallied in 2023 as inflation fell, but macroeconomic uncertainty remains elevated and headwinds for equities are mounting. The past few decades saw strong returns for stock/bond investors, but some of those returns were effectively ‘borrowed from the future’ in the

“Macroeconomic uncertainty remains elevated, and headwinds for equities are mounting.”

form of falling yields and rising valuations. Even after some cheapening in 2022, yield-based expected returns remain much lower than historical realized returns. And regardless of near-term outcomes for monetary policy, interest rate levels are likely to be substantially higher during the rest of 2020s than the last 10-15 years. Equities and private assets have tended to deliver smaller excess returns when cash rates are higher.

Bonds have been less reliable diversifiers to stocks since inflation risks re-emerged in the 2020s. While they remain useful for some scenarios, ongoing inflation uncertainty may increase the likelihood of the simultaneous stock and bond losses we saw in 2022. Alternatives may have a decisive role to play in the tougher investment environment of the mid- to late-2020s.

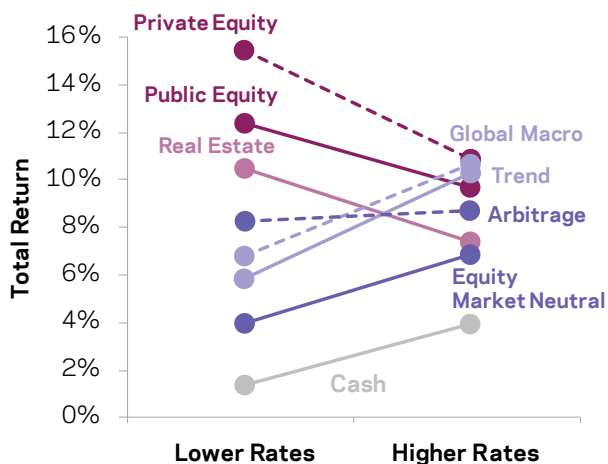
Why Multi-Strategy Alternatives?

Private assets have seen huge demand and inflows in recent years, which is likely to depress their future returns, and they have similar economic exposures as traditional assets, especially in prolonged challenging periods.

Liquid alternatives use financial tools such as shorting and leverage to hedge macroeconomic risks and deliver genuinely diversifying returns. These ‘cash-plus’ strategies also benefit directly from higher cash rates, as they hold free cash alongside their active positions: historically, they’ve delivered similar excess returns in higher- and lower-rate environments. The chart contrasts sensitivities of equities and private assets in red and a range of liquid alternatives in purple.

Average Returns in Higher and Lower Rate Environments

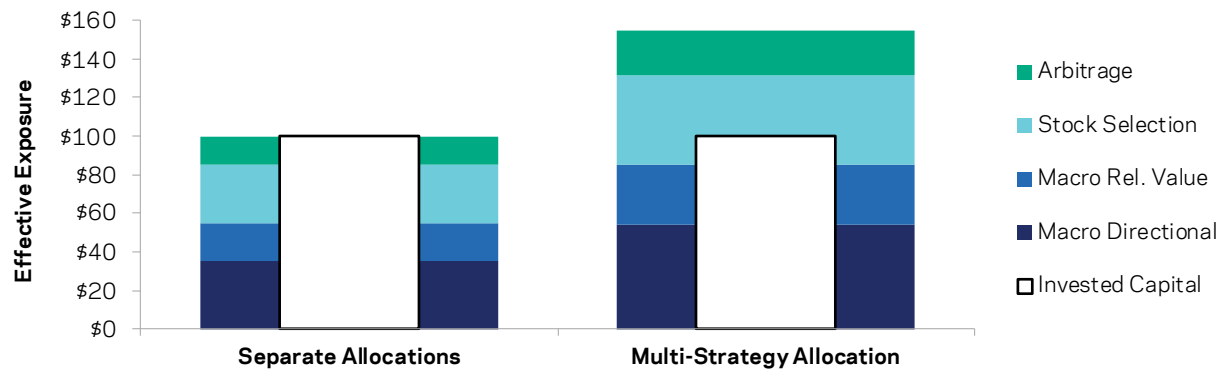
January 1, 1990 - December 31, 2023



Source: GFD, Federal Reserve, Bloomberg, AQR. Public equity is S&P 500; Private Equity is 50% Cambridge PE Index, 50% 1.2* Russell 2000; Real Estate is 50% NCREIF Index, 50% FTSE NAREIT Index; Equity Market Neutral, Trend and Global Macro are respective HFR indices; cash is 3-month T-Bill. For more details see [AQR Alternative Thinking 2023 Issue 3](#).

Multi-strategy hedge funds provide a natural one-stop shop for liquid diversifying returns, with the potential to deliver a smoother ride thanks to their broad internal diversification. While ‘pick n mix’ hedge fund portfolios are sometimes seen as offering anaemic aggregate returns, a multi-strategy manager can use prudent leverage to monetize internal diversification—delivering greater capital efficiency and higher expected returns.

A Multi-Strategy Allocation is More Capital Efficient Than Separate Allocations



Source: AQR. Assumes 0.2 correlation between each pair of strategies. Multi-strategy portfolio applies leverage to achieve same portfolio risk as standalone components. For illustrative purposes and not representative of any AQR strategy.

Benefits of a Holistic Quantitative Approach

A quantitative or systematic multi-strategy portfolio can be designed to span the full active management opportunity set, exploiting security selection, macro and arbitrage opportunities across thousands of securities (see graphic on the following page). The risk allocated to each component strategy can be dynamically adjusted while ensuring the total portfolio delivers diversification and capital efficiency.

Systematic investment approaches have tended to outperform during periods of macroeconomic uncertainty and higher market volatility, with sub-strategies such as Trend Following having provided particularly strong returns during large and extended market drawdowns.

“Systematic approaches have tended to outperform during periods of macroeconomic uncertainty.”

Some systematic strategies are characterized as alternative risk premia, delivering efficient exposure to well-documented patterns and sources of return. Others are designed to focus on the many recent innovations in quantitative investing. For example, a systematic multi-strategy portfolio can employ the latest AI and machine learning techniques to enhance stock selection models and expand macro strategies to include new signals across many novel assets that are overlooked by most systematic managers.

Further reading on liquid alternatives is available on [aqr.com](https://www.aqr.com):

- [Key Design Choices in Long/Short Equity](#)
- [Corporate Arbitrage: Overview and Benefits of a Dynamic Multi-Strategy Approach](#)
- [Economic Trend](#)
- [Honey, the Fed Shrank the Equity Premium: Asset Allocation in a Higher-Rate World](#)

Exploring the Active Management Opportunity Set

A quantitative approach to building and combining active investment strategies

Stock Selection

Thesis:

- Markets are mostly efficient; inefficiencies exist
- Possible to identify companies with attractive or unattractive characteristics

Quant implementation:

- Quant approach can process large data sets
- Global market-neutral portfolio uses machine learning to aggregate signals efficiently

Macro Directional

Thesis:

- Markets underreact to macroeconomic news
- Trends are most profitable in volatile regimes

Quant implementation:

- Quant approach identifies macro catalysts and cross-asset relationships
- Long and short directional views applied to hundreds of markets across asset classes

Corporate Arbitrage

Thesis:

- Supply/demand imbalances create opportunities for liquidity providers (convertible bonds, mergers, corporate events)

Quant implementation:

- Multi-strategy approach allocates risk to arbitrage sleeves as opportunities arise
- Dynamic hedges to isolate liquidity premia

Macro Relative Value

Thesis:

- Macro markets have characteristics associated with relative outperformance
- Episodes of dislocation from fundamentals

Quant implementation:

- Quant approach forms risk-managed relative value portfolios in equity country selection, bond markets, currencies and commodities

Source: AQR.

Challenges of Multi-Manager Approaches

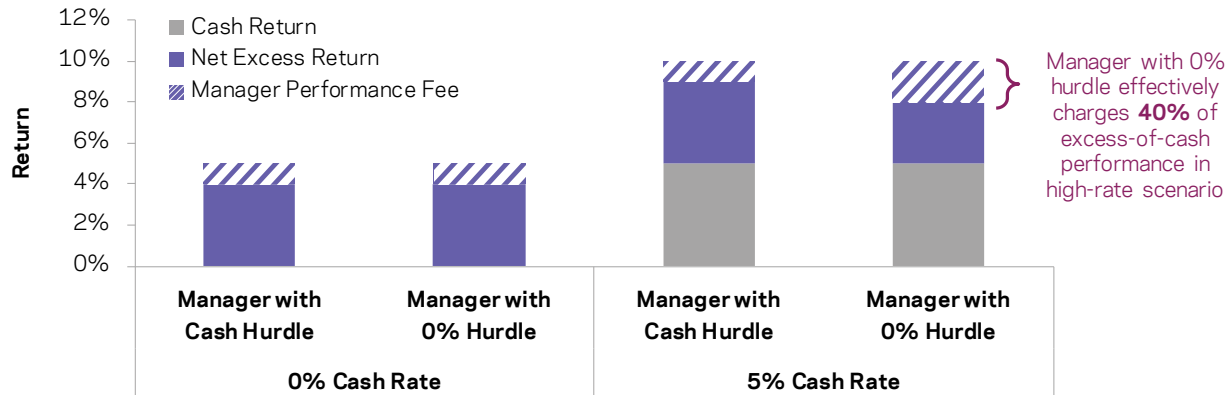
Some liquid alternative strategies suffered in recent years, either due to higher-than-expected correlations to markets, or due to particular strategies experiencing tough times. As a result, many allocators have turned to *multi-manager* approaches for their alternatives exposure, as these are perceived to offer better internal diversification. But they also have at least three distinct disadvantages:

1. **Unattractive fee structures exacerbated by high cash rates:** Many multi-manager funds do not operate performance fee netting, so performance fees may be charged on gains by one component manager despite offsetting losses by another. Also, many charge performance fees *without a cash hurdle*, and in a higher-rate environment this means investors are paying substantial additional fees even before any excess return is delivered (see chart on the following page). The “pass through” fee model, where operating costs are passed on directly to clients, further raises the bar for managers to generate attractive excess returns after fees and expenses.
2. **Sub-optimal risk allocation process:** Multi-manager funds tend to de-allocate from underperforming managers but often cannot immediately re-allocate risk elsewhere. This internal manager turnover can make it difficult for them to achieve portfolio risk and return targets.

3. **Unfavourable liquidity terms:** Multi-manager funds often require substantial lock-ups. A truly liquid diversifier is more valuable and versatile than a semi-liquid one.

Other disadvantages include limited available capacity from established multi-manager firms, with new entrants often exhibiting weaker performance.

Money for Old Rope? Watch Out for Performance Fees with No Cash Hurdle



Source: AQR. For illustrative purposes only. Illustration assumes 5% gross excess return, 20% performance fee and 0% management fee for both managers.

2020s Diversification: Balancing a Raft of Different Risks

Prudent investors must balance their portfolios across many different risks, including the risk of a large or prolonged equity bear market, which could coincide with falling or resurgent inflation (i.e., bonds could do well or poorly). They must also consider the substantial liquidity and macro risks embedded in private assets, which have not materialized in recent years.

Multi-strategy liquid alternatives can use financial tools to deliver attractive and diversifying returns in a liquid and capital-efficient package. Of course, these tools come with their own risks - including the risk of deleveraging events or sudden changes in correlations across assets or strategies - and it can be more difficult for investors to be patient with a sophisticated diversifying investment that 'zigs when the market zags'. But these risks can be managed - for example, by managers spreading risk across multiple asset classes and strategies - and these challenges can be overcome, for instance by setting appropriate expectations and implementing a review process that encourages patient investing in diversifiers.

“Many investors have embraced an amalgam of equity risk, credit risk and illiquidity.”

Many investors have embraced an amalgam of (explicit or implicit) equity risk, credit risk and illiquidity. As long as those risks don't materialize, they will achieve their objectives with or without an allocation to liquid diversifiers. But if (or when) the risks do materialize, multi-strategy alternatives and other liquid diversifiers are likely to provide much-needed respite and wealth preservation.

Disclosures

This document has been provided to you solely for information purposes and does not constitute an offer or solicitation of an offer or any advice or recommendation to purchase any securities or other financial instruments and may not be construed as such. The factual information set forth herein has been obtained or derived from sources believed by the author and AQR Capital Management, LLC ("AQR"), to be reliable, but it is not necessarily all-inclusive and is not guaranteed as to its accuracy and is not to be regarded as a representation or warranty, express or implied, as to the information's accuracy or completeness, nor should the attached information serve as the basis of any investment decision. This document is not to be reproduced or redistributed without the written consent of AQR. The information set forth herein has been provided to you as secondary information and should not be the primary source for any investment or allocation decision.

Past performance is not a guarantee of future performance.

This presentation is not research and should not be treated as research. This presentation does not represent valuation judgments with respect to any financial instrument, issuer, security, or sector that may be described or referenced herein and does not represent a formal or official view of AQR.

The views expressed reflect the current views as of the date hereof, and neither the author nor AQR undertakes to advise you of any changes in the views expressed herein. It should not be assumed that the author or AQR will make investment recommendations in the future that are consistent with the views expressed herein, or use any or all of the techniques or methods of analysis described herein in managing client accounts. AQR and its affiliates may have positions (long or short) or engage in securities transactions that are not consistent with the information and views expressed in this presentation.

The information contained herein is only as current as of the date indicated and may be superseded by subsequent market events or for other reasons. Charts and graphs provided herein are for illustrative purposes only. The information in this presentation has been developed internally and/or obtained from sources believed to be reliable; however, neither AQR nor the author guarantees the accuracy, adequacy, or completeness of such information. Nothing contained herein constitutes investment, legal, tax, or other advice, nor is it to be relied on in making an investment or other decision.

There can be no assurance that an investment strategy will be successful. Historic market trends are not reliable indicators of actual future market behavior or future performance of any particular investment, which may differ materially, and should not be relied upon as such. Target allocations contained herein are subject to change. There is no assurance that the target allocations will be achieved, and actual allocations may be significantly different from those shown here. This presentation should not be viewed as a current or past recommendation or a solicitation of an offer to buy or sell any securities or to adopt any investment strategy.

The information in this presentation might contain projections or other forward-looking statements regarding future events, targets, forecasts, or expectations regarding the strategies described herein and is only current as of the date indicated. There is no assurance that such events or targets will be achieved and might be significantly different from that shown here. The information in this presentation, including statements concerning financial market trends, is based on current market conditions, which will fluctuate and may be superseded by subsequent market events or for other reasons. Performance of all cited indices is calculated on a total return basis with dividends reinvested.

The investment strategy and themes discussed herein may be unsuitable for investors depending on their specific investment objectives and financial situation. Please note that changes in the rate of exchange of a currency might affect the value, price, or income of an investment adversely. Neither AQR nor the author assumes any duty to, nor undertakes to update forward-looking statements. No representation or warranty, express or implied, is made or given by or on behalf of AQR, the author, or any other person as to the accuracy and completeness or fairness of the information contained in this presentation, and no responsibility or liability is accepted for any such information. By accepting this presentation in its entirety, the recipient acknowledges its understanding and acceptance of the foregoing statement. Diversification does not eliminate the risk of experiencing investment losses.

Gross performance results do not reflect the deduction of investment advisory fees and other expenses, which would reduce an investor's actual return. AQR's asset based fees may range up to 2.85% of assets under management, and are generally billed monthly or quarterly at the commencement of the calendar month or quarter during which AQR will perform the services to which the fees relate. Where applicable, performance fees are generally equal to 20% of net realized and unrealized profits each year, after restoration of any losses carried forward from prior years. In addition, AQR funds incur expenses (including start-up, legal, accounting, audit, administrative and regulatory expenses) and may have redemption or withdrawal charges up to 2% based on gross redemption or withdrawal proceeds. Please refer to AQR's ADV Part 2A for more information on fees. Consultants supplied with gross results are to use this data in accordance with SEC, CFTC, NFA or the applicable jurisdiction's guidelines.

"Expected" or "Target" returns or characteristics refer to expectations based on the application of mathematical principles to portfolio attributes and/or historical data, and do not represent a guarantee. These statements are based on certain assumptions and analyses made by AQR in light of its experience and perception of historical trends, current conditions, expected future developments and other factors it believes are appropriate in the circumstances, many of which are

detailed herein. Changes in the assumptions may have a material impact on the information presented.

Broad-based securities indices are unmanaged and are not subject to fees and expenses typically associated with managed accounts or investment funds. Investments cannot be made directly in an index

Index Definitions:

The **S&P 500 Index** is the Standard & Poor's composite index of 500 stocks, a widely recognized, unmanaged index of common stock prices.

The **Russell 2000 Index** is a small-cap U.S. stock market index that makes up the smallest 2,000 stocks in the Russell 3000 Index.

The **Cambridge Associates U.S. Private Equity Index** is calculated based on data compiled from approximately 2,000 funds, including fully liquidated partnerships, formed between 1986 and 2022.

The **NCREIF Property Index** measures the performance of real estate investments on a quarterly basis and evaluates the rate of returns in the market. The NPI covers properties that are acquired in place of institutional investors that are exempted from taxes in the fiduciary environment.

The **FTSE Nareit All Equity REITs Index** is a free-float adjusted, market capitalization-weighted index of U.S. equity REITs.

The **HFRI Equity Hedge: Equity Market Neutral Index** measures the aggregate performance of Investment Managers who employ Equity Market Neutral strategies, which typically maintain characteristic net equity market exposure no greater than 10% long or short.

The **HFRI Macro: Systematic Diversified Index** measures the aggregate performance of Investment Managers who employ Systematic Diversified strategies, which employ an investment process designed to identify opportunities in markets exhibiting trending or momentum characteristics across individual instruments or asset classes.

The **HFRI Macro (Total) Index** measures the aggregate performance of Investment Managers which trade a broad range of strategies in which the investment process is predicated on movements in underlying economic variables and the impact these have on equity, fixed income, hard currency and commodity markets.

There is a risk of substantial loss associated with trading commodities, futures, options, derivatives, and other financial instruments. Before trading, investors should carefully consider their financial position and risk tolerance to determine whether the proposed trading style is appropriate. Investors should realize that when trading futures, commodities, options, derivatives, and other financial instruments, one could lose the full balance of their account. It is also possible to lose more than the initial deposit when trading derivatives or using leverage. All funds committed to such a trading strategy should be purely risk capital.

Regional Disclosures:

Australia: AQR Capital Management, LLC, is exempt from the requirement to hold an Australian Financial Services License under the Corporations Act 2001, pursuant to ASIC Class Order 03/1100 as continued by ASIC Legislative Instrument 2016/396, (as extended by instrument). AQR is regulated by the Securities and Exchange Commission ("SEC") under United States of America laws and those laws may differ from Australian laws.

Canada: This material is being provided to you by AQR Capital Management, LLC, which provides investment advisory and management services in reliance on exemptions from adviser registration requirements to Canadian residents who qualify as "permitted clients" under applicable Canadian securities laws. No securities commission or similar authority in Canada has reviewed this presentation or has in any way passed upon the merits of any securities referenced in this presentation and any representation to the contrary is an offence.

Dubai: AQR Capital Management (Europe) LLP (DIFC Representative Office) is regulated by the Dubai Financial Services Authority of the Dubai International Financial Centre as a Representative Office (firm reference number: F007651). Its principal place of business is Gate Village 10, Level 3, Unit 4, DIFC, Dubai, UAE. This marketing communication is distributed on behalf of AQR Capital Management, LLC.

UK: The information set forth herein has been prepared and issued by AQR Capital Management (Europe), LLP, a UK limited liability partnership with its registered office at Charles House 5-11 Regent Street, London, SW1Y 4LR, which is authorized by the UK Financial Conduct Authority ("FCA").

EU: AQR in the European Economic Area is AQR Capital Management (Germany) GmbH, a German limited liability company (Gesellschaft mit beschränkter Haftung; "GmbH"), with registered offices at Maximilianstrasse 13, 80539 Munich, authorized and regulated by the German Federal Financial Supervisory Authority (Bundesanstalt für Finanzdienstleistungsaufsicht, "BaFin"), with offices at Marie-Curie-Str. 24-28, 60439, Frankfurt am Main und Graurheindorfer Str. 108, 53117 Bonn, to provide the services of investment advice (Anlageberatung) and investment

broking (Anlagevermittlung) pursuant to the German Securities Institutions Act (Wertpapierinstitutsgesetz; "WpIG"). The Complaint Handling Procedure for clients and prospective clients of AQR in the European Economic Area can be found here: <https://ucits.aqr.com/Legal-and-Regulatory>.

AQR Capital Management (Asia): This presentation may not be copied, reproduced, republished, posted, transmitted, disclosed, distributed or disseminated, in whole or in part, in any way without the prior written consent of AQR Capital Management (Asia) Limited (together with its affiliates, "AQR") or as required by applicable law. This presentation and the information contained herein are for educational and informational purposes only and do not constitute and should not be construed as an offering of advisory services or as an invitation, inducement or offer to sell or solicitation of an offer to buy any securities, related financial instruments or financial products in any jurisdiction. Investments described herein will involve significant risk factors which will be set out in the offering documents for such investments and are not described in this presentation. The information in this presentation is general only and you should refer to the final private information memorandum for complete information. To the extent of any conflict between this presentation and the private information memorandum, the private information memorandum shall prevail. The contents of this presentation have not been reviewed by any regulatory authority in Hong Kong. You are advised to exercise caution and if you are in any doubt about any of the contents of this presentation, you should obtain independent professional advice. AQR Capital Management (Asia) Limited is licensed by the Securities and Futures Commission ("SFC") in the Hong Kong Special Administrative Region of the People's Republic of China ("Hong Kong") pursuant to the Securities and Futures Ordinance (Cap 571) (CE no: BHD676). AQR Capital Management (Asia) Limited, Unit 2023, 20/F, One IFC, 1 Harbour View Street, Central Hong Kong, Hong Kong. Licensed and regulated by the Securities and Futures Commission of Hong Kong (CE no: BHD676).

China: This document does not constitute a public offer of any fund which AQR Capital Management, LLC ("AQR") manages, whether by sale or subscription, in the People's Republic of China (the "PRC"). Any fund that this document may relate to is not being offered or sold directly or indirectly in the PRC to or for the benefit of, legal or natural persons of the PRC. Further, no legal or natural persons of the PRC may directly or indirectly purchase any shares/units of any AQR managed fund without obtaining all prior PRC's governmental approvals that are required, whether statutorily or otherwise. Persons who come into possession of this document are required by the issuer and its representatives to observe these restrictions.

Singapore: This document does not constitute an offer of any fund which AQR Capital Management, LLC ("AQR") manages. Any fund that this document may relate to and any fund related prospectus that this document may relate to has not been registered as a prospectus with the Monetary Authority of Singapore. Accordingly, this document and any other document or material in connection with the offer or sale, or invitation for subscription or purchase, of shares may not be circulated or distributed, nor may the shares be offered or sold, or be made the subject of an invitation for subscription or purchase, whether directly or indirectly, to persons in Singapore other than (i) to an institutional investor pursuant to Section 304 of the Securities and Futures Act, Chapter 289 of Singapore (the "SFA") or (ii) otherwise pursuant to, and in accordance with the conditions of, any other applicable provision of the SFA.

Korea: Neither AQR Capital Management (Asia) Limited or AQR Capital Management, LLC (collectively "AQR") is making any representation with respect to the eligibility of any recipients of this document to acquire any interest in a related AQR fund under the laws of Korea, including but without limitation the Foreign Exchange Transaction Act and Regulations thereunder. Any related AQR fund has not been registered under the Financial Investment Services and Capital Markets Act of Korea, and any related fund may not be offered, sold or delivered, or offered or sold to any person for re-offering or resale, directly or indirectly, in Korea or to any resident of Korea except pursuant to applicable laws and regulations of Korea.

Japan: This document does not constitute an offer of any fund which AQR Capital Management, LLC ("AQR") manages. Any fund that this document may relate to has not been and will not be registered pursuant to Article 4, Paragraph 1 of the Financial Instruments and Exchange Law of Japan (Law no. 25 of 1948, as amended) and, accordingly, none of the fund shares nor any interest therein may be offered or sold, directly or indirectly, in Japan or to, or for the benefit, of any Japanese person or to others for re-offering or resale, directly or indirectly, in Japan or to any Japanese person except under circumstances which will result in compliance with all applicable laws, regulations and guidelines promulgated by the relevant Japanese governmental and regulatory authorities and in effect at the relevant time. For this purpose, a "Japanese person" means any person resident in Japan, including any corporation or other entity organized under the laws of Japan.

Request ID: 385658



www.aqr.com